







| | |
|---|----------------|
| Material | Ceramic |
| Finish | Crackle, Gloss |
| Thickness | 3/8" |
| Cut and Fill Size | 8" x 24" |
| Square Feet/Piece | 1.2920 |
| Mounting | Loose |
| Available Colors Cappuccino Kettle Grey Latte Milk | |


| Usage | |
|---|----------------------------|
|  | Commercial Interior Wall |
|  | Residential Bathroom Floor |
|  | Residential Interior Wall |
|  | Shower Wall |

Notes:

- Crackle glazes should be sealed prior to and after grouting and are not appropriate for shower floors.
 - Kettle Grey, Latte, and Milk

| Material Data | |
|--|-----------------|
|  | Color Variation |

| Sealing | |
|--|-------------------------------------|
|  | Sealing required for crackle glazes |

| Cleaning and Maintenance | |
|--|---|
|  | Damp cloth and a gentle non-acidic soap |

