











<b>Material</b>	Stone Mosaic
<b>Finish</b>	Textured
<b>Thickness</b>	3/8"
<b>Cut and Fill Size</b>	7 9/10" x 2 9/10"
<b>Square Feet/Piece</b>	0.1639
<b>Mounting</b>	Mesh
<b>Available Colors</b> Charcoal Cream Grey White	

Usage	
	Bathroom Floor
	Commercial Interior & Exterior Floor & Wall
	Residential Bathroom Floor
	Residential Interior & Exterior Floor & Wall
	Shower Wall
	Steam Shower Wall

Material Data		Charcoal	Cream	Grey	White
	Color Variation	✓	✓	✓	
	Color Variation				✓
Sealing					
	Sealing required prior to grouting				
Cleaning and Maintenance					
	Protect from harsh abrasive cleaners and tool <b>Recommended:</b> Oceanscare or Dry Treat products				

**Notes:**

- We recommend sealing all natural stone products with a penetrating sealer and sealing all porous non-polished stone (limestone, tumbled marble, etc.) prior to grouting. This prevents grout from staining or affecting the color of the stone. Stone is a natural product, and care should be taken to protect it from harsh abrasive cleaners and abrasive cleaning tools.
- White thin-set or mortar is required: light limestones, tumbled stones, "antiqued stones", and light colored marbles.
- Likely identified with dry seams, pits, fossils and glass veins that are often filled at the factory. The fill may perhaps leak through the voids. In this case, refilling these voids may be a necessary maintenance procedure.

