












<b>Material</b>	Stone Tile
<b>Finish</b>	Antique
<b>Thickness</b>	3/8"
<b>Cut and Fill Size</b>	3" x 6"
<b>Square Feet/Piece</b>	0.1250
<b>Mounting</b>	Loose
<b>Available Colors</b>	
Blanc	
Gris	

Usage	
	Commercial Interior & Exterior Wall
	Pool & Spa
	Residential Bathroom Floor
	Residential Interior & Exterior Floor & Wall
	Shower Floor
	Shower Wall
	Steam Shower

Material Data	
	Color Variation
	Frost Resistant
Sealing	
	Sealing required prior to grouting
Cleaning and Maintenance	
	Protect from harsh abrasive cleaners and tools <i>Recommended: Oceanscare or Dry Treat products</i>

Notes:

- We recommend sealing all natural stone products with a penetrating sealer and sealing all porous non-polished stone (limestone, tumbled marble, etc.) prior to grouting. This prevents grout from staining or affecting the color of the stone. Stone is a natural product, and care should be taken to protect it from harsh abrasive cleaners and abrasive cleaning tools.
- White thin-set or mortar is required: light limestones, tumbled stones, "antiqued stones", and light colored marbles
- Likely identified with dry seams, pits, fossils and glass veins that are often filled at the factory. *The fill may perhaps leak through the voids. In this case, refilling these voids may be a necessary maintenance procedure.*

