


Shift

Hammer 3" x 8" Field

DATE REVISED: MARCH 2024

WALKER ZANGER™



MATERIAL	Natural Stone
FINISH	Bush Hammered
THICKNESS	3/8"
SHEET SIZE	7-9/10" x 2-9/10"
COVERAGE SQFT/PIECE	0.1639 SqFt
MOUNTING	Loose



AVAILABLE COLORS





RECOMMENDED USAGES

- | | |
|--|--|
|  Commercial Exterior Wall |  Commercial Interior Wall |
|  Commercial Exterior Floor |  Commercial Interior Floor |
|  Residential Exterior Wall |  Residential Interior Wall |
|  Residential Exterior Floor |  Residential Interior Floor |
|  Shower Wall |  Shower Floor* |
|  Steam Shower Wall | |

MATERIAL DATA

- MEDIUM**
 V3 Color Variation
- HIGH**
 V4 Color Variation
 (CHARCOAL ONLY)

MAINTENANCE

-  Sealing is required prior to grouting
-  Clean with a damp cloth and a gentle, non-acidic soap

ADDITIONAL NOTES

Shower floor applications are NOT recommended for Cream colored mosaics. For installation on shower floors, please refer to TCNA guidelines and consult with your installer for proper waterproofing and sealing requirements. All Hammer 3" x 8" Field Tiles feature natural stone products. We recommend sealing all natural stone products with a penetrating sealer and sealing all porous non-polished stone (limestone, tumbled marble, etc.) prior to grouting. This prevents grout from staining or affecting the color of the stone. Stone is a natural product, and care should be taken to protect it from harsh abrasive cleaners and abrasive cleaning tools. White thin-set or mortar is required for the following: light limestone, tumbled stones, "antiquated stones" and light-colored marbles. It is possible that dry seams, pits, fossils, and glass veins are often filled at the factory. The fill may perhaps leak through the voids. In this case, refilling the voids may be a necessary maintenance procedure. For further questions/information about additional usages, please consult with your installer.

Shift

Hammer 3" x 8" Field

DATE REVISED: MARCH 2024

