










<b>Material</b>	Ceramic
<b>Finish</b>	Crackle, Gloss
<b>Thickness</b>	5/8"
<b>Cut and Fill Size</b>	18" x 20"
<b>Square Feet/Piece</b>	0.3477
<b>Mounting</b>	Loose
<b>Available Colors</b>	Plaster Ecru

Usage	Crackle	Gloss
 Commercial Interior Wall	✓	✓
 Residential Bathroom Floor		✓
 Residential Interior Wall	✓	✓
 Shower Floor		✓
 Shower Wall	✓	✓
 Steam Shower		✓

Material Data	
 <b>LOW</b>	Color Variation
Sealing	
	Sealing required prior to grouting (Crackle)
Cleaning and Maintenance	
	Damp cloth and a gentle non-acidic soap

Notes:

- Crackle glazes should be sealed prior to grouting. Crackle glazes are appropriate for shower walls but not shower floors.

