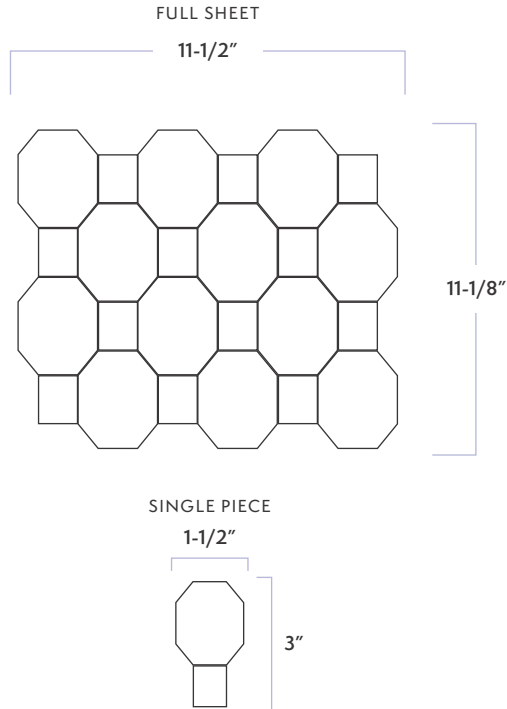


Studio Moderne™ Stone Regency

DATE REVISED: MAY 2023

WALKER
ZANGER™



MATERIAL Natural Stone

FINISH Honed/Polished


THICKNESS 3/8"

SHEET SIZE 11-1/2" x 11-1/8"


COVERAGE SQFT/PIECE 0.8929 SqFt

MOUNTING Mesh

AVAILABLE COLORS



Calacatta/Seagrass
Honed Finish



Noir
Polished Finish

RECOMMENDED USAGES



Commercial
Exterior Wall



Commercial
Interior Wall



Commercial
Exterior Floor



Commercial
Interior Floor



Residential
Exterior Wall



Residential
Interior Wall



Residential
Exterior Floor



Residential
Interior Floor



Shower Wall



Shower Floor*

MATERIAL DATA



V1 Color Variation (NOIR ONLY)



V3 Color Variation
(CALACATTA/SEAGRASS ONLY)

MAINTENANCE



Sealing is required prior to grouting



Clean with a damp cloth and
a gentle, non-acidic soap

ADDITIONAL NOTES

For installation on shower floors, please refer to TCNA guidelines and consult with your installer for proper waterproofing and sealing requirements. Regency Noir and Calacatta/Seagrass feature natural stone products. We recommend sealing all natural stone products with a penetrating sealer and sealing all porous non-polished stone (limestone, tumbled marble, etc.) prior to grouting. This prevents grout from staining or affecting the color of the stone. Stone is a natural product, and care should be taken to protect it from harsh abrasive cleaners and abrasive cleaning tools. White thin-set or mortar is required for the following: light limestone, tumbled stones, "antiquated stones" and light-colored marbles. It is possible that dry seams, pits, fossils, and glass veins are often filled at the factory. The fill may perhaps leak through the voids. In this case, refilling the voids may be a necessary maintenance procedure. For further questions/information about additional usages, please consult with your installer.

Studio Moderne™ Stone
Regency

DATE REVISED: MAY 2023

