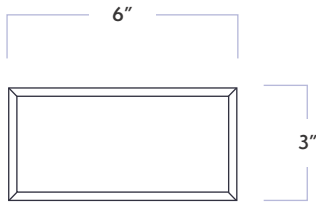


Pietra Bello

Beveled Brick

DATE REVISED: JUNE 2023

WALKER
ZANGER™












MATERIAL	Natural Stone
FINISH	Honed
THICKNESS	3/8"
SHEET SIZE	3" x 6"
COVERAGE SQFT/PIECE	0.1250 SqFt
MOUNTING	Loose

AVAILABLE COLORS



Bianco Bello

RECOMMENDED USAGES



- | | |
|---|--|
|  Commercial Exterior Wall |  Commercial Interior Wall |
|  Commercial Interior Floor |  Residential Exterior Wall |
|  Residential Interior Wall |  Residential Interior Floor |
|  Shower Wall |  Shower Floor* |
|  Steam Shower Wall |  Steam Shower Floor |

MATERIAL DATA



V4 Color Variation

MAINTENANCE

-  Sealing is required prior to grouting
-  Clean with a damp cloth and a gentle, non-acidic soap

ADDITIONAL NOTES

For installation on shower floors, please refer to TCNA guidelines and consult with your installer for proper waterproofing and sealing requirements. Pietra Bello Beveled Brick 3x6 is a natural stone product. We recommend sealing all natural stone products with a penetrating sealer and sealing all porous non-polished stone (limestone, tumbled marble, etc.) prior to grouting. This prevents grout from staining or affecting the color of the stone. Stone is a natural product, and care should be taken to protect it from harsh abrasive cleaners and abrasive cleaning tools. White thin-set or mortar is required for the following: light limestone, tumbled stones, "antiquated stones" and light-colored marbles. It is possible that dry seams, pits, fossils, and glass veins are often filled at the factory. The fill may perhaps leak through the voids. In this case, refilling the voids may be a necessary maintenance procedure. For further questions/information about additional usages, please consult with your installer.

**Pietra Bello
Beveled Brick**

DATE REVISED: JUNE 2023

